

Scaled data based on original data using
LM-79-08 Approved Method: Electrical and Photometric Measurements of Solid-
State Lighting Products

Test Report Prepared for
Cooper Lighting Solutions
(formerly Eaton)

Brand: STREETWORKS

Report Number: P653248

Luminaire Tested: **GLAN-SA3D-840-U-5MQ-GRSBK**

Issue Date: 5/27/2021

Test Information

Test Method: LM-79-08
Report Number: P653248
TEST IS SCALED FROM IESNA LM-79-08 TEST DATA (G3-2011-057-3)
Test Lab: INNOVATION CENTER
Issue Date: 5/27/2021
Manufacturer: COOPER LIGHTING SOLUTIONS (FORMERLY EATON)
Product Line: STREETWORKS
Catalog Number: GLAN-SA3D-840-U-5MQ-GRSBK
Description: GALLEON AREA AND ROADWAY LUMINAIRE
(3) 80 CRI, 4000K, 1200mA LIGHTSQUARES WITH 16 LEDS EACH AND TYPE V
MEDIUM OPTICS WITH BLACK GLARE REDUCTION SHIELD
Light Source: -
Ballast/Driver: ELECTRONIC DRIVER

Summary

Lumens per Lamp: N/A
Luminaire Lumens: 11656.2 lumens
Efficiency: N/A
Efficacy: 63.3 lumens/watt
Luminous Opening: Rectangular (W 1' x L: 1' x H: 0')
IES Classification: Type V - Short
BUG Rating: B3 - U0 - G0

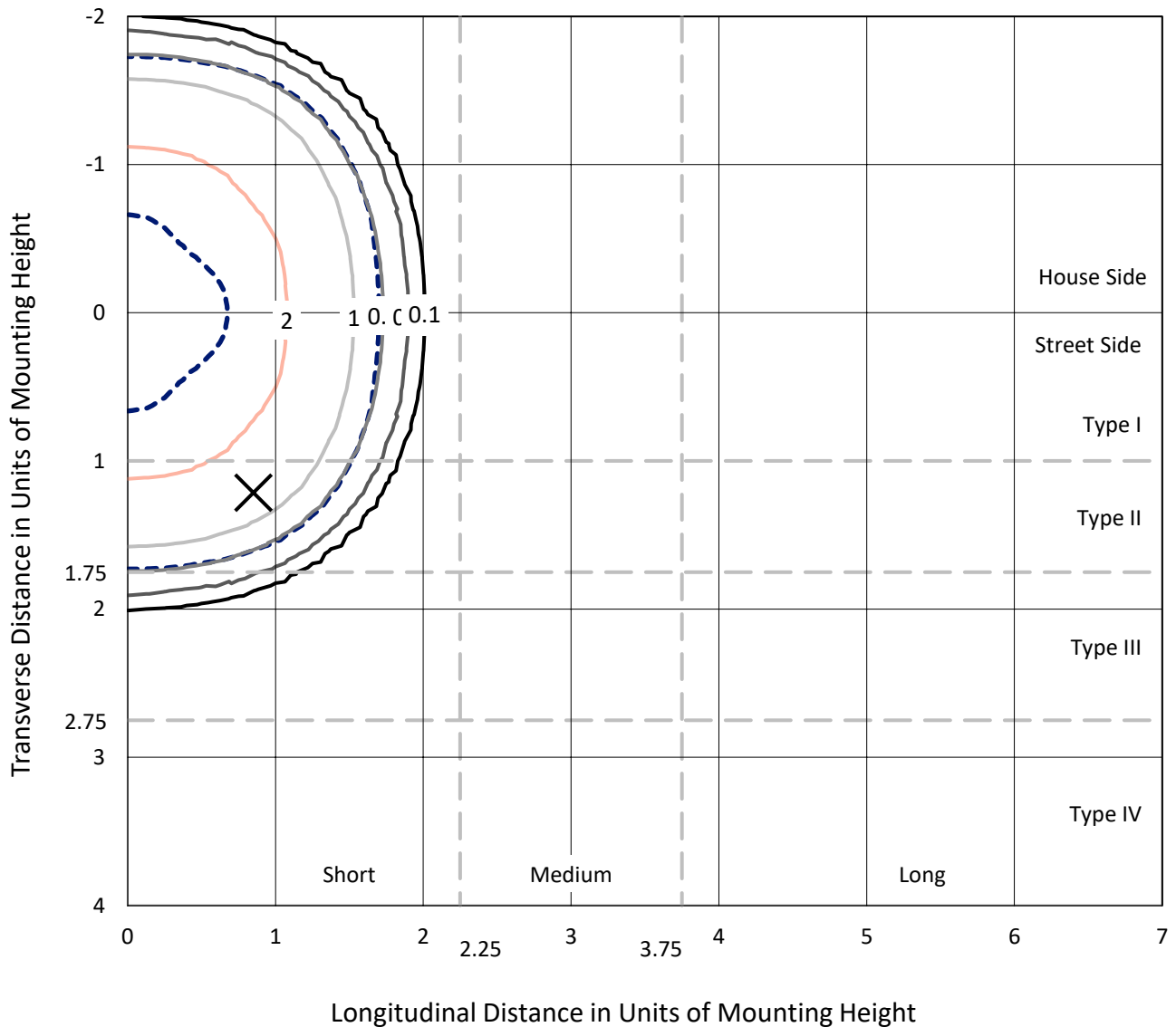
Input Watts (W): 184
Input Voltage (V): NR
Input Current (Ain): NR
Voltage Rise (V): NR
Power Factor: NR
Total Harmonic Distortion (THDi): NR
Frequency (hertz): 60
Stabilization Time: NR
Operation Time: NR
Ambient Temperature (°C): NR
Test Distance: 24 FT



REPORT NUMBER: P653248
 CATALOG NUMBER: GLAN-SA3D-840-U-5MQ-GRSBK

Iso-Footcandle Lines of Horizontal Illumination

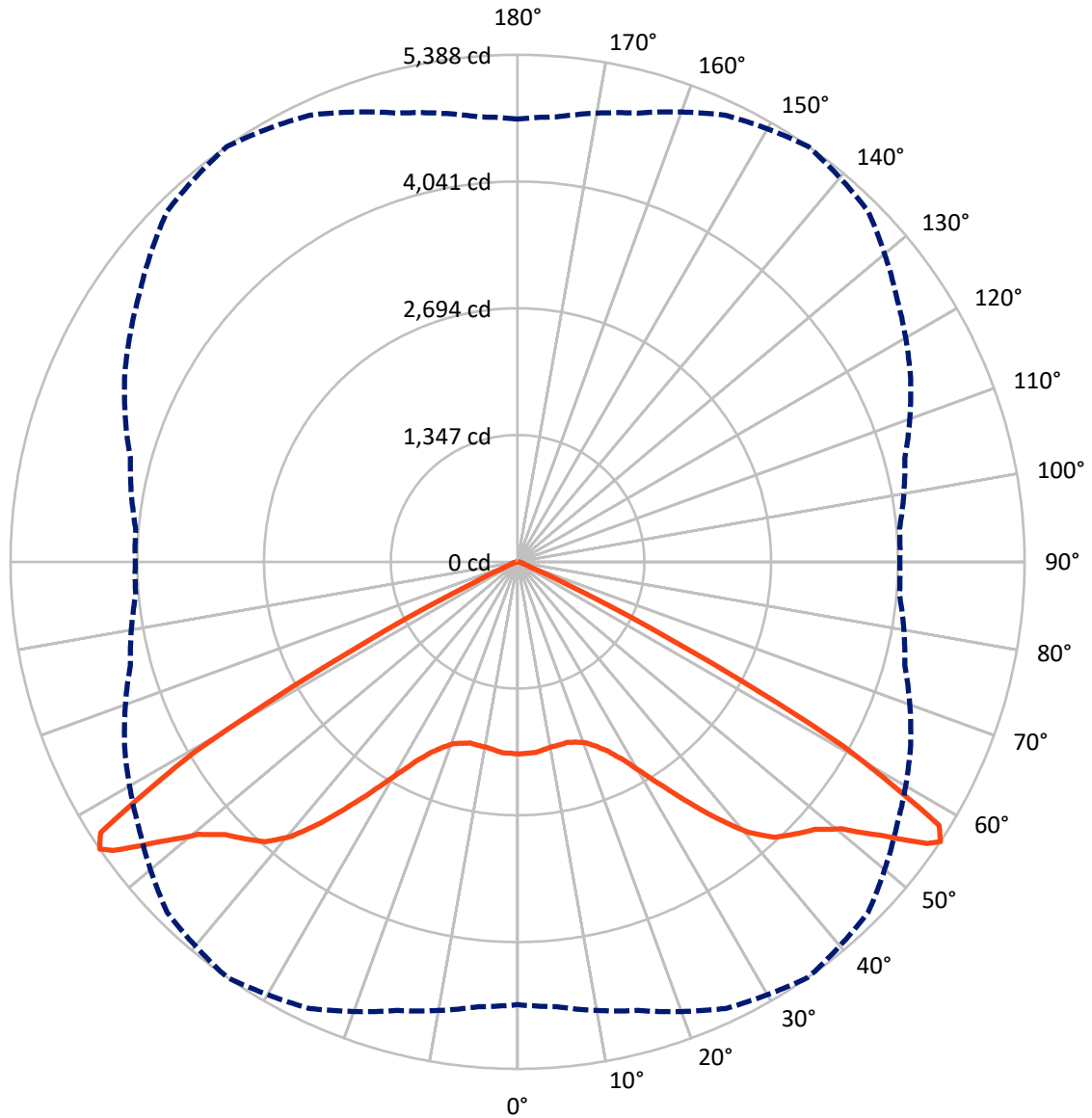
✕ Max cd
 - - - 1/2 Max cd



Based on 25 foot mounting height. Maximum calculated value = 3.3 fc
 Type V - Short - N/A

REPORT NUMBER: P653248
CATALOG NUMBER: GLAN-SA3D-840-U-5MQ-GRSBK

Luminous Intensity Polar Plot



— Vertical Plane Through 35-Deg Lateral - - - Horizontal Cone Through 56-Deg Vertical

REPORT NUMBER: P653248
 CATALOG NUMBER: GLAN-SA3D-840-U-5MQ-GRSBK

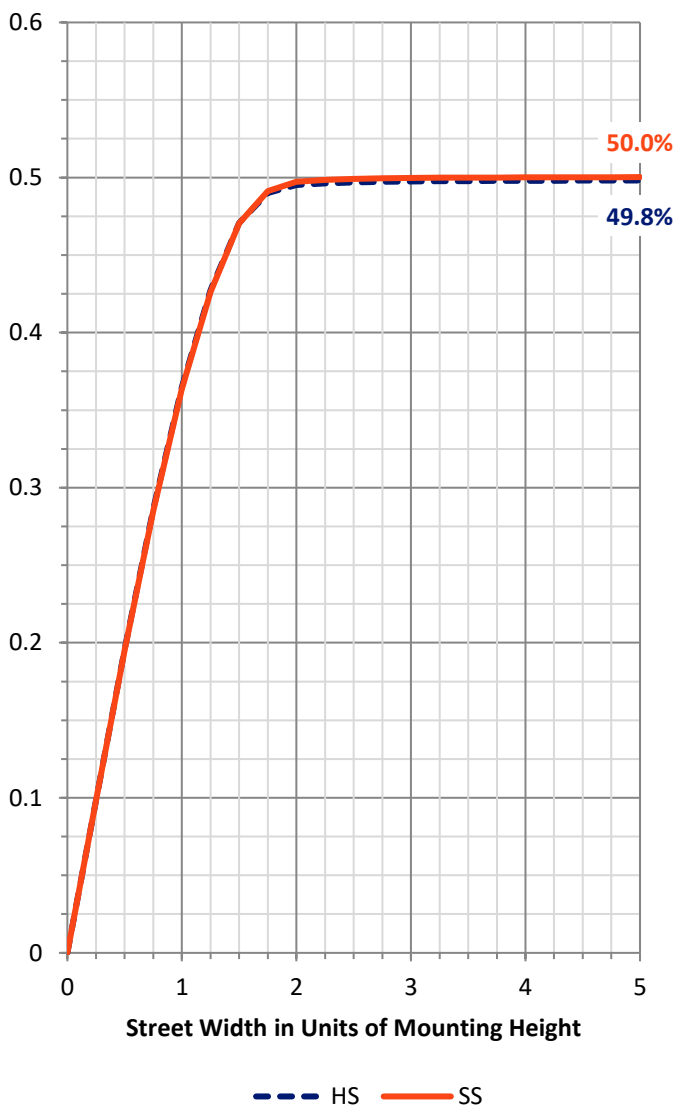
FLUX DISTRIBUTION:

		Downward	Upward	Total
House Side	Lumens	5828.1	0.0	5828.1
	% Fixture	50.0	0.0	50.0
Street Side	Lumens	5828.1	0.0	5828.1
	% Fixture	50.0	0.0	50.0
Total	Lumens	11656.2	0.0	11656.2
	% Fixture	100.0	0.0	100.0

ZONAL LUMENS:

Zone	Lumens	% Fixture
0°-10°	192.0	1.6
10°-20°	560.4	4.8
20°-30°	1014.8	8.7
30°-40°	1881.9	16.1
40°-50°	3089.0	26.5
50°-60°	3979.5	34.1
60°-70°	877.0	7.5
70°-80°	50.9	0.4
80°-90°	10.7	0.1
90°-100°	0.0	0.0
100°-110°	0.0	0.0
110°-120°	0.0	0.0
120°-130°	0.0	0.0
130°-140°	0.0	0.0
140°-150°	0.0	0.0
150°-160°	0.0	0.0
160°-170°	0.0	0.0
170°-180°	0.0	0.0
0°-90°	11656.2	100.0
0°-180°	11656.2	100.0

Coefficient of Utilization

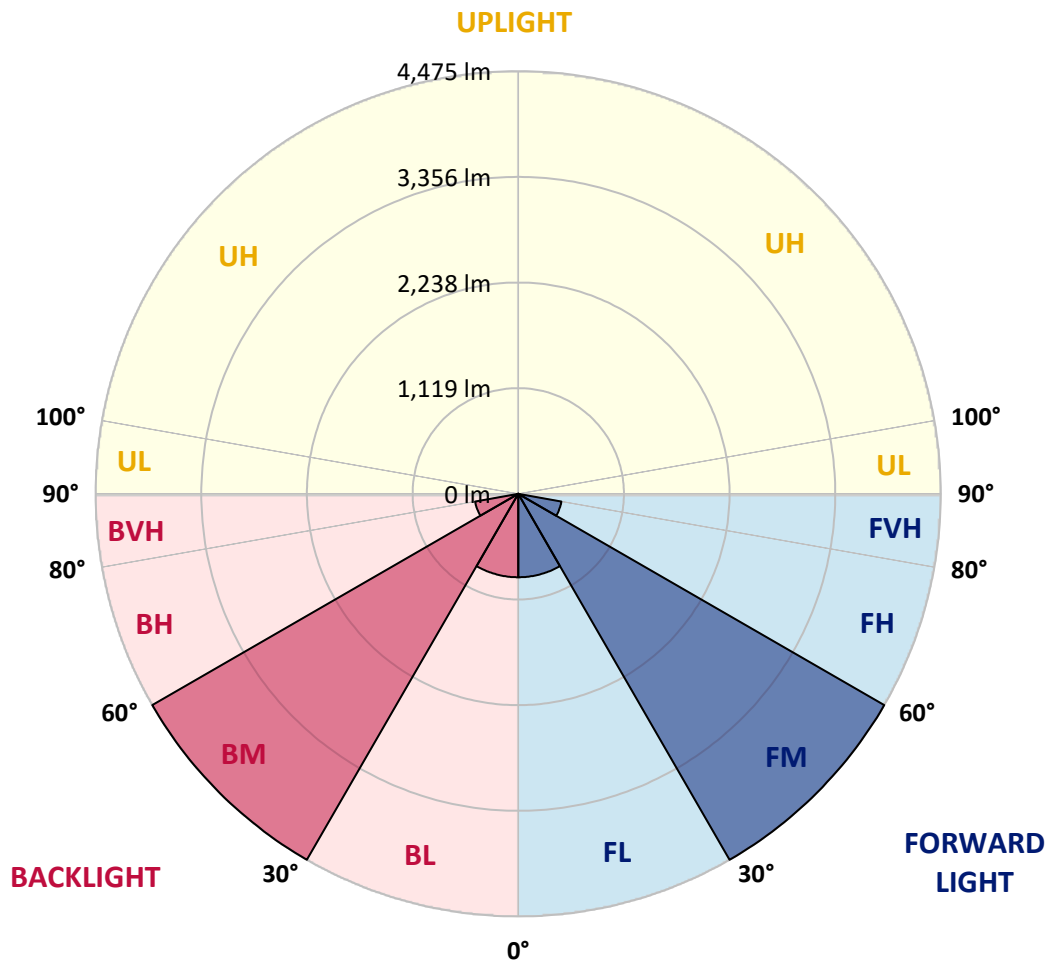


REPORT NUMBER: P653248
 CATALOG NUMBER: GLAN-SA3D-840-U-5MQ-GRSBK

LUMINAIRE CLASSIFICATION SYSTEM LUMEN TABLE AND BUG RATING:

Zone	Lumens	% Fixture	Zone Rating/Lumen Limit		
			B	U	G
FL (0°-30°)	883.6	7.6			
FM (30°-60°)	4475.2	38.4			
FH (60°-80°)	464.0	4.0			G0/660
FVH (80°-90°)	5.4	0.0			G0/10
BL (0°-30°)	883.6	7.6	B2/1000		
BM (30°-60°)	4475.2	38.4	B3/5000		
BH (60°-80°)	464.0	4.0	B1/500		G0/660
BVH (80°-90°)	5.4	0.0			G0/10
UL (90°-100°)	0.0	0.0		U0/0	
UH (100°-180°)	0.0	0.0		U0/0	

BUG Rating: B3-U0-G0
 Type V Short





REPORT NUMBER: P653248

CATALOG NUMBER: GLAN-SA3D-840-U-5MQ-GRSBK

CANDELA DISTRIBUTION (FULL):

	0°	5°	15°	25°	35°	45°	55°	65°	75°	85°	90°
0°	2042.5	2042.5	2042.5	2042.5	2042.5	2042.5	2042.5	2042.5	2042.5	2042.5	2042.5
2.5°	2046.7	2046.7	2048.8	2050.9	2036.1	2029.8	2031.9	2027.7	2025.5	2031.9	2031.9
5°	2040.4	2040.4	2034.0	2036.1	2036.1	2017.1	2017.1	2021.3	2021.3	2008.6	2004.4
7.5°	2023.4	2019.2	2010.7	2021.3	2015.0	2015.0	2000.2	1989.6	1985.4	1993.8	1985.4
10°	1987.5	1989.6	1998.0	2002.3	1998.0	2010.7	1985.4	1970.6	1955.8	1949.5	1949.5
12.5°	1970.6	1983.2	1970.6	1981.1	1995.9	1985.4	1970.6	1960.0	1938.9	1930.5	1930.5
15°	1968.5	1976.9	1981.1	1995.9	1989.6	1993.8	1964.2	1951.6	1919.9	1905.1	1898.8
17.5°	1966.4	1976.9	1983.2	2010.7	2015.0	2017.1	1993.8	1955.8	1928.4	1913.6	1898.8
20°	1989.6	1993.8	2006.5	2034.0	2050.9	2080.5	2038.2	1998.0	1938.9	1922.0	1915.7
22.5°	2019.2	2040.4	2053.0	2082.6	2126.9	2152.3	2097.4	2046.7	1985.4	1964.2	1938.9
25°	2114.3	2110.0	2131.2	2192.4	2228.3	2247.3	2202.9	2129.0	2048.8	2023.4	2027.7
27.5°	2232.5	2236.7	2255.7	2323.3	2376.2	2405.7	2352.9	2255.7	2177.6	2135.4	2131.2
30°	2386.7	2382.5	2403.6	2494.4	2589.4	2633.8	2540.9	2426.9	2350.8	2295.8	2308.5
32.5°	2549.3	2551.4	2610.5	2693.0	2847.1	2933.7	2783.8	2644.4	2530.3	2492.3	2473.3
35°	2790.1	2800.7	2847.1	2973.9	3144.9	3256.9	3092.2	2925.3	2794.3	2724.7	2733.1
37.5°	3087.9	3077.4	3155.5	3292.8	3472.3	3554.7	3415.3	3225.2	3092.2	3045.7	3075.3
40°	3404.8	3415.3	3455.4	3580.1	3780.7	3835.6	3628.7	3525.1	3409.0	3385.8	3421.6
42.5°	3721.6	3715.2	3744.8	3856.7	4002.5	3964.5	3841.9	3780.7	3698.3	3651.9	3700.5
45°	3953.9	3943.4	3998.3	4074.3	4127.1	4055.3	4000.4	3979.3	3937.0	3886.3	3930.7
47.5°	4179.9	4171.4	4224.3	4245.4	4249.6	4154.5	4165.1	4203.1	4097.5	3991.9	4042.6
50°	4372.1	4357.3	4422.8	4469.2	4458.7	4306.6	4344.6	4306.6	4141.8	4017.3	3998.3
52.5°	4693.1	4699.5	4769.1	4853.7	4828.3	4701.6	4646.7	4473.4	4262.3	4150.3	4084.8
55°	4895.9	4864.3	4984.6	5252.9	5282.4	5151.5	4908.6	4653.0	4336.2	4198.9	4182.0
56°	4705.8	4745.9	4936.1	5236.0	5388.0	5267.7	4914.9	4608.7	4260.2	4074.3	4061.6
57.5°	4222.2	4201.0	4458.7	4868.5	5282.4	5231.8	4741.7	4291.9	3886.3	3677.2	3651.9
60°	2627.5	2688.8	2914.7	3421.6	3975.0	4000.4	3514.5	3128.1	2655.0	2469.1	2513.4
62.5°	1028.6	975.8	1117.4	1495.4	1875.6	1960.0	1776.3	1476.4	1212.4	1028.6	1015.9
65°	238.7	232.4	261.9	361.2	504.8	585.1	555.5	399.2	293.6	278.8	257.7
67.5°	135.1	135.1	128.8	128.8	141.5	150.0	143.6	141.5	147.8	154.2	152.1
70°	95.0	92.9	88.7	90.8	86.6	86.6	92.9	103.5	111.9	111.9	114.0
72.5°	57.0	57.0	57.0	63.3	63.3	63.3	69.7	78.1	80.2	78.1	76.0
75°	25.3	25.3	29.6	35.9	40.1	42.2	48.6	52.8	57.0	52.8	48.6
77.5°	6.3	6.3	10.6	14.8	19.0	23.2	31.7	38.0	40.1	38.0	31.7
80°	2.1	2.1	4.2	10.6	19.0	23.2	31.7	33.8	35.9	31.7	25.3
82.5°	2.1	2.1	4.2	10.6	14.8	19.0	25.3	29.6	31.7	27.4	25.3
85°	0.0	2.1	4.2	8.4	12.7	16.9	16.9	12.7	10.6	6.3	8.4
87.5°	0.0	0.0	2.1	2.1	0.0	0.0	0.0	0.0	0.0	0.0	0.0
90°	0.0	0.0	0.0	0.0	0.0	0.0	0.0	0.0	0.0	0.0	0.0

(END OF REPORT)